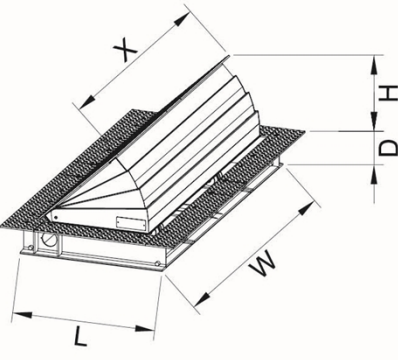


RB SRF ROAD BLOCKER TECHNICAL SPECIFICATIONS



- Power** Standard 380V AC 3-Phase 50/60 Hz, 3,3 - 5,5 kVA motor (varies depending on blocker size).
Opt. 220V, 110V 1-Phase 50/60 Hz (for some models/sizes only), optionally 24V DC for emergency situations in case of power failure..
- Control Pack** 24V DC powered and PLC control unit is placed in power unit cabinet.
Solenoids 24V DC (Ops.12V DC / 220V AC)
- Speed** Standard Operation ~2,5 - 6 sec. (ascend/descend) depending on unit dimensions.
Emergency raise up (upwards) by optional hydraulic accumulator ~1,5 sec. and may vary depending on unit dimensions.
- IP Rating** IP 55 - Hydraulic Power Unit,
IP 67 - Electronics (optional), protection with housing/box,
IP 68 - Hydraulic Piston
- Crash / Impact Rating** Designed and produced to withstand impacts at M40 (K8) level as per ASTM 2656-07.



Product Code	Blocker Unit Width (X)	Nr. of Pistons	Raising Height 65 - 50 cm	Raising Height 90 - 70 cm
			Dimensions (LxWxD)	Dimensions (LxWxD)
RB 10P__SRF	1000	1	1342 x 1440 x 210	2665 x 1440 x 210
RB 15P__SRF	1500	1	1342 x 1910 x 210	2665 x 1910 x 210
RB 20P__SRF	2000	1	1342 x 2440 x 210	2665 x 2440 x 210
RB 25P__SRF	2500	1	1342 x 2910 x 210	2665 x 2910 x 210
RB 30P__SRF	3000	1	1342 x 3440 x 210	2665 x 3440 x 210
RB 35P__SRF	3500	1	1342 x 3910 x 210	2665 x 3910 x 210
RB 35P__SRF	3500	2	1342 x 3910 x 210	2665 x 3910 x 210
RB 40P__SRF	4000	1	1342 x 4440 x 210	2665 x 4440 x 210
RB 40P__SRF	4000	2	1342 x 4440 x 210	2665 x 4440 x 210
RB 45P__SRF	4500	2	1342 x 4910 x 210	2665 x 4910 x 210
RB 50P__SRF	5000	2	1342 x 5440 x 210	2665 x 5440 x 210
RB 55P__SRF	5500	2	1342 x 5910 x 210	2665 x 5910 x 210
RB 60P__SRF	6000	2	1342 x 6440 x 210	2665 x 6440 x 210
RB 65P__SRF	6500	2	1342 x 6910 x 210	2665 x 6910 x 210

RB SRF ROAD BLOCKER TECHNICAL SPECIFICATIONS

Battery Back-up for Power-off Situation	Battery unit with capacity of min. 100 movements (50 deploy + 50 retract) when fully charged is optionally available.
Axle Load Resistance	50T
Hydraulic Cylinder Unit	Heavy duty, dust sealed electrostatic powder coated 50 mm hydraulic cylinder. Models between 1- 4 meter widths contain a single piston. (Double piston versions are optionally available for models 3,5 & 4 meter widths). Models between 4,5 - 6,5 meter widths contain double pistons. Cylinder unit features a safety valve against leakage and hose failure.
Hydraulic Power Unit	Strengthened industrial pump, 60 lt oil tank capacity with magnetic metal collector and particle filter. Built-in oil level and oil temperature indicator. 70-80 Bar pressure; maximum running pressure is 120 Bar. 10 mt R2 (double wire braided mesh) reinforced hydraulic hose.
System	Down, Up, Emergency and external sensor inputs/outputs (e.g. Loop Detector, Beam Detector, Signalization, Remote Control, etc.). System alerts with an audio signal during lowering and raising operation. A loud siren output in case of alarm or emergency. Can be lowered or raised automatically in case of emergency (User's preference). Can be lowered and raised manually in case of power failure or during the maintenance service with manual pump and manual valve feature. Automatic raise up mode deploys (optionally with synchronized loop detector) the road blocker after the vehicle has passed over). Sensor controlled stopping both at the top and bottom positions of the blocker unit.
Power Unit	Motor, hydraulic pump and solenoid valves are contained in an easily accessible hot-dip-galvanized and electrostatic powder painted cabinet with a built-in lock lid. (Opt. Stainless Steel Cabinet)
Blocker Cabinet (underground unit)	All parts are colored with industrial paint with two components. U-shaped profile structure for maximum strength. The blocker and cabinet are designed so that no vehicle crashing effect can displace it after embedded or installed in to the ground.
Blocker Unit (impact blocking unit)	All parts are colored with industrial paint with two components. Hot dip galvanised vehicle pass through surface (top plates). The hinge system is specially designed to have a flattened surface level with the top plate so that vehicles can pass over smoothly and quietly. Top panel where the vehicle pass over is made of 8/9mm thick non-slip surface steel hot-dip galvanised before paint The system moves up and down with 50mm diameter stainless steel hinges (example: 3 meter blocker contains 7 pieces of 50mm diameter stainless steel hinges). Blocker unit raises 45° angle from the ground level. A top lid is provided for easy access for service and maintenance on the top plate. Accordion type panel closure on front is optionally available.
Control System	Manuel Control Button Unit: Provided with an IP67 CRM yellow box including 3 switches for downwards, upwards, stop (optional emergency operation), can stop the blocker motion with the command/signal coming from detector, equipped with built-in LED visual indications and 10 mt cable. Compatibility with Access Control Systems: Compatible with any access control system (by third parties).

RB SRF ROAD BLOCKER TECHNICAL SPECIFICATIONS

Optional Unit:

With the optional model "RB CONT.UNIT.V.001" users can monitor the diagnostic functions, can be accessed through LAN, RS485 protocols. System is provided inside a metal cabinet that also includes the other functional switches like downward, upward, stop, emergency operations.

With the built in 124x68 LCD screen, all status of the operation and system diagnostic can be monitored through messaging functions like oil status, loop or beam detectors status, water level inside the cabinet, blocker position according to user preference, any .bmp files can be displayed.

The system is driven by the PLC.

Optional Features and Accessories


Traffic lights (red-green), Traffic light Pole, Loop Detector (double/single contact), Beam Detector, 220V, 110V motor, 24V DC for emergency situations in case of power failure, Remote Control (receiver and transmitter are 3 channels), UPS, Photocell Sensor (receiver+ transmitter with 50cm height pole), RB CONT. UNIT.V.001 Control Unit, Intercom, External Buttons, Hydraulic Accumulator for emergency fast raise up (1 piston or 2 pistons systems), Surface Frame (sizes: from 250mm to 1000mm), Oil Cooler, Oil Heater, Heater for electronic components, hot-dip galvanization for cabinet, blocker and impact surface units, double effect hydraulic unit, double speed hydraulic unit, powered audio signal (siren), PLC diagnostic monitor, IP67 box (for PLC, SMPS, connectors etc inside power unit), LED indicator on front, oil level sensor, accordion type front closure.

Installation

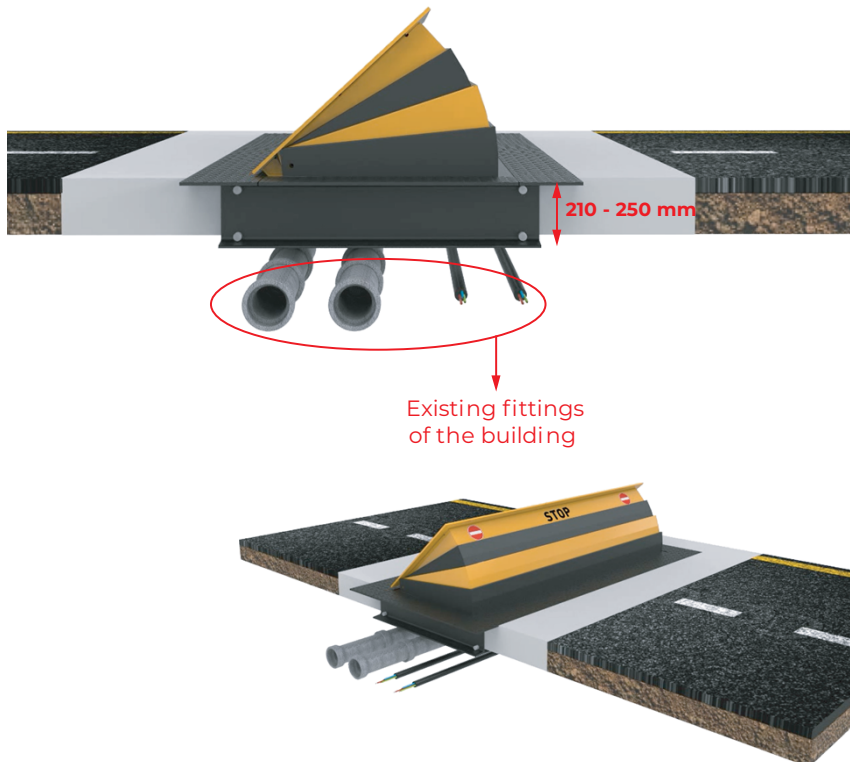
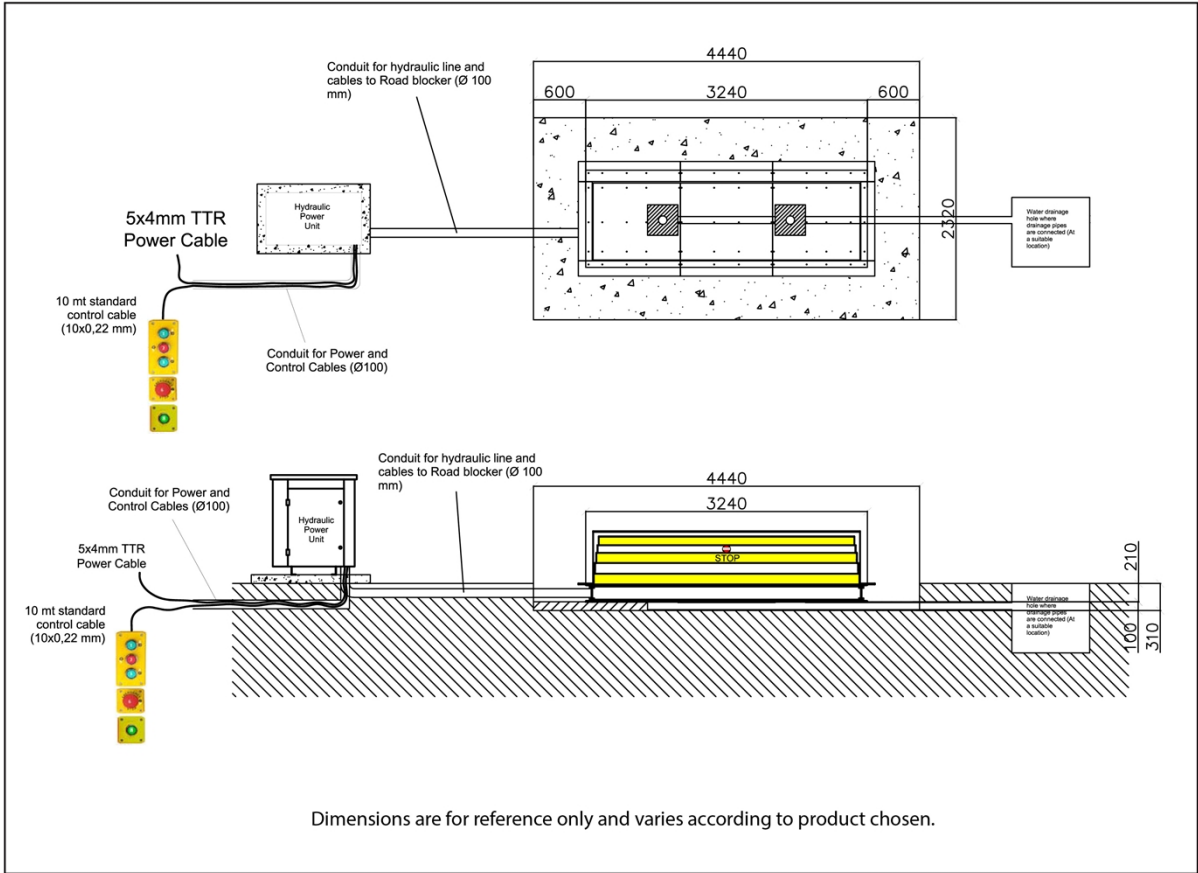
Easy Installation with C30 grade concrete and steel rebar reinforcement.

Ground leveling and preparation works shall be done before concrete pouring.

Allowable bearing value of the ground shall be minimum 1/2 kg/cm².



RB SRF ROAD BLOCKER TECHNICAL SPECIFICATIONS



RB SRF ROAD BLOCKER TECHNICAL SPECIFICATIONS